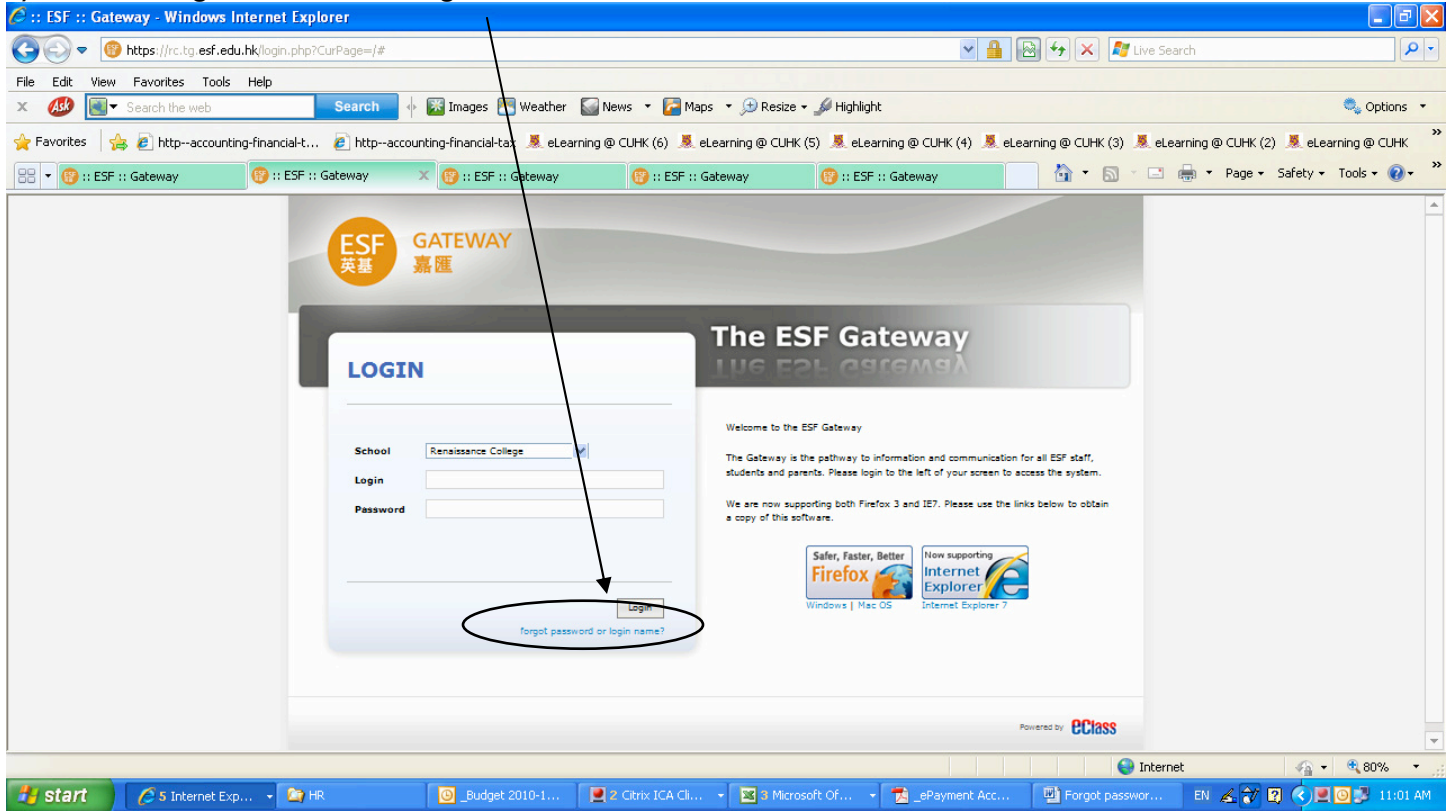
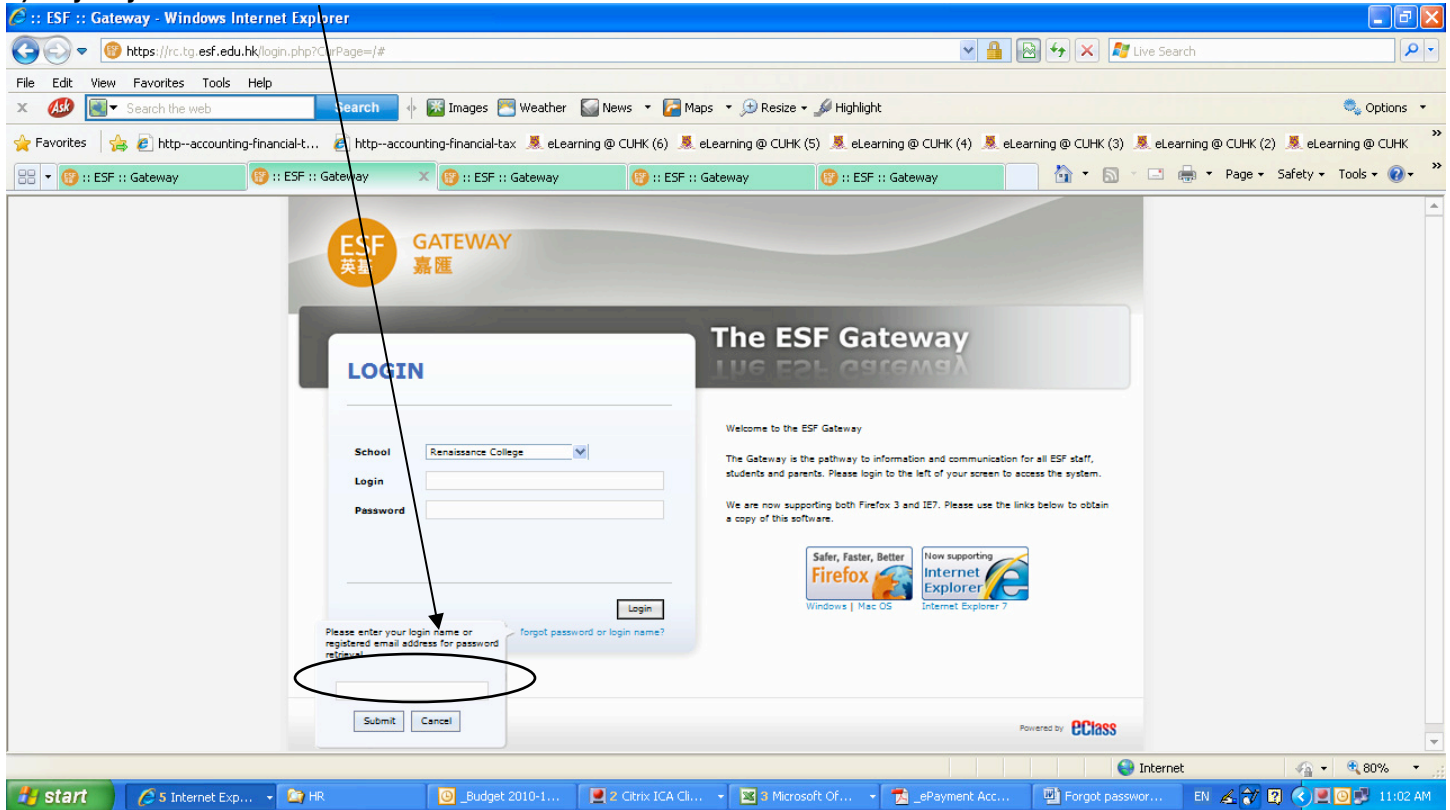


Website: <https://rc.tg.esf.edu.hk>

1) Click on Forget Password or Login Name



2) Key in your email address



3) Confirmation to retrieve info from email address



Received Instruction via Email:

ESF Login Reset Your Password

2010/2/3 (三) 8:56:16 AM 寄件人: ESF TG-Admin <noreply@renaissance.edu.hk>加入聯絡人名單

收件人: xxxxxx@yahoo.com.hk

Dear xxxxx,

This email was sent automatically by the TG server in response to your request to recover your password.

Login : xxxxxxxx

To reset your password and access your account, follow these steps:

1. Click on the link below. If nothing happens when you click on the link, copy and paste the link into the address bar of your web browser.

https://rc.tg.esf.edu.hk/reset_password_process.php?AuthKey=34f3f37e19a0b0946a3b3e96f9950f92&SchoolCode=RC

The link will take you to the password reset page.

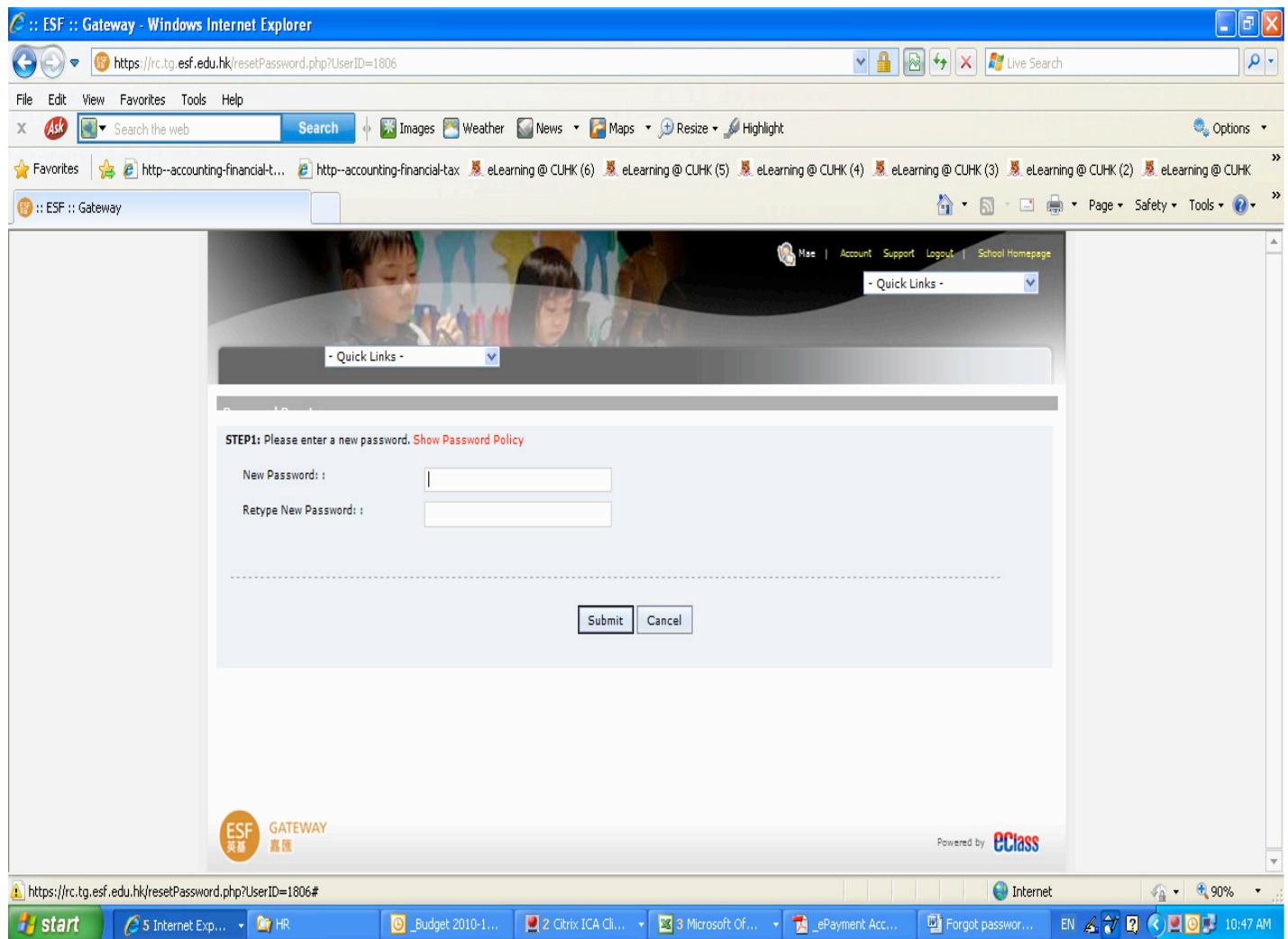
3. On the password reset page, type in a new password twice and click Submit. You will then be able to access your account.

If you did not request that we send this Forgotten Password email to you, please report this email to your school DBA / system administrator.

Thank you,

TG Team

4) Link provided by email to enter new password



Password Policy

1. Your TG Passwords should have at least 7 characters, of which include all of the following 3 character groups:

- English uppercase characters (A through Z)
- English lowercase characters (a through z)
- numbers (0 through 9)

2. Passwords cannot be identical to the current or the previous password.

3. Passwords must not contain user's account name or full name.

5) Take you to the Login Page

The screenshot shows a Windows Internet Explorer browser window displaying the ESF Gateway login page. The address bar shows the URL: <https://rc.tj.esf.edu.hk/login.php?Msg=Password%20is%20reset%20successfully,%20please%20login%20with%20your%20new%20password>. The browser's menu bar includes File, Edit, View, Favorites, Tools, and Help. The toolbar contains a search bar, navigation buttons, and utility icons. The Favorites bar shows several links, including 'http--accounting-financial-t...' and 'eLearning @ CUHK (6)'. The main content area features the ESF Gateway logo (ESF 英基 GATEWAY 嘉匯) and a central login form. The login form has a title 'LOGIN' and a message: 'Password is reset successfully, please login with your new password'. It includes a 'School' dropdown menu set to 'Renaissance College', 'Login' and 'Password' text input fields, and a 'Login' button. Below the button is a link for 'forgot password or login name?'. To the right of the login form, the text reads 'The ESF Gateway' and 'Welcome to the ESF Gateway'. Below this, it states: 'The Gateway is the pathway to information and communication for all ESF staff, students and parents. Please login to the left of your screen to access the system.' and 'We are now supporting both Firefox 3 and IE7. Please use the links below to obtain a copy of this software.' Two logos are displayed: 'Safer, Faster, Better Firefox' and 'Now supporting Internet Explorer'. The Windows taskbar at the bottom shows the Start button, several open applications (Internet Explorer, HR, Budget 2010-1..., Ctrix ICA Cl..., Microsoft Of..., ePayment Acc..., Forgot passwor...), and the system tray with the time 10:56 AM.